

Golden Lightning





INTRODUCTION

TABLE CHIPS	02
WINBET	02
BETTING AREAS	02
INSIDE BETS	03
OUTSIDE BETS	04
COMBINATION BETS	05
SPIN	07
BET TIMER	07
UNDO/REDO/CLEAN/REPEAT/DOUBLE	07
JP GAME	08
GOLDEN LIGHTING	09
BONUS GAME X2/X3/X5	10
FEVER TIME	11

SYSTEM SET UP

ERROR MESSAGE REMOVAL	12
TOUCH SCREEN CALIBRATION	12
OPERATOR MENU	13
EMPLOYEES MENU	18

WIRING DIAGRAM

LINKING SYSTEM INTRODUCTION	19
WIRING DIAGRAM	20
CONTROL PANEL	21
PCB CONNECTOR PIN DIAGRAM	22

GLS-001-01AQ




INTRODUCTION

1. TABLE CHIPS

Players can deal with the different denominations of table chips for betting.



2. WINBET

Players can place the last time winning credits as a winbet  on the outside bets area.

3. BETTING AREAS





INSIDE BETS

An Inside bet is based upon betting on any of the numbers within the roulette table (from 0 to 36).

Straight up bet

35:1 payout

(Single Number bet):

a bet on a single number



Split bet:

17:1 payout

a bet on two adjacent numbers, placed on the line between the 2 numbers. Also can be made between 0 and 1, 0 and 2, or 0 and 3.



Street bet

11:1 payout

(a Three on a Row/Three Number bet):

a bet on any three numbers in a row on the roulette table.




Corner

8:1 payout

(Square bet / Four Number bet):

a bet on a block of four numbers on the roulette table.



Four Number bet:

8:1 payout

a bet on four numbers, comprising 0, 1, 2 and 3 on the roulette table.



Line bet

5:1 payout

(Six Number bet/Double street bet):

a bet on a group of six numbers on the roulette table, which covers two rows of three numbers.



Golden Lightning

OUTSIDE BETS

An Outside bet is when you choose one of the betting options from outside area of the roulette table – i.e. red, black, 1st 12, EVEN, ODD.

Dozen bet:

2:1 payout

a bet on a group of 12 numbers, placed on the 1st 12 box (numbers 1-12), 2nd 12 box (number 13-24), or 3rd 12 box (number 25-36).



Column bet:

2:1 payout


1st Column: 1, 4, 7, 10, 13, 16, 19, 22, 25, 28, 31, 34 / 2nd Column: 2, 5, 8, 11, 14, 17, 20, 23, 26, 29, 32, 35 / 3rd Column: 3, 6, 9, 12, 15, 18, 21, 24, 27, 30, 33, 36.



Low/High Number bet:

1:1 payout


a bet on all low numbers, placed on the low box (number 1-18) / a bet on all high numbers, placed on the high box (number 19-36).



Even/Odd bet:

1:1 payout

a bet on all even numbers or all odd numbers, placed on the even box (all even numbers) or the odd box (all odd numbers).



Red/Black bet:

1:1 payout


a bet on all red numbers (1, 3, 5, 7, 9, 12, 14, 16, 18, 19, 21, 23, 25, 27, 30, 32, 34, 36) or on all black numbers (2, 4, 6, 8, 10, 11, 13, 15, 17, 20, 22, 24, 26, 28, 29, 31, 33, 35).





COMBINATION BETS

To press “CALLBETS” button to approach the Combination Bets Area, and it will provide five combinations of betting.



Voisins du Zero (Neighbors of Zero)

Chips	Spaces
2	0 - 2 - 3 (Corner)
1	4 - 7 (Split)
1	12 - 15 (Split)
1	18 - 21 (Split)
1	18 - 22 (Split)
2	25 - 26 - 28 - 29 (Corner)
1	32 - 35 (Split)



Zero (Jeu Zero bet)

Chips	Spaces
1	0 ~ 3 (Split)
1	12 ~ 15 (Split)
1	26 (Single)
1	32 ~ 35 (Split)

Tier (The Third)

Chips	Spaces
1	5 ~ 8 (Split)
1	10 ~ 11 (Split)
1	13 ~ 16 (Split)
1	23 ~ 24 (Split)
1	27 ~ 30 (Split)
1	33 ~ 36 (Split)

Orphelins (Orphans)

Chips	Spaces
1	5 ~ 8 (Split)
1	10 ~ 11 (Split)
1	13 ~ 16 (Split)
1	23 ~ 24 (Split)
1	27 ~ 30 (Split)
1	33 ~ 36 (Split)

Neighbor

In the Combination Bets Area, to press one number and it will be backed along with the 2 numbers on either side of it in a 5 piece bet.



4.SPIN

After placing bets, to press “SPIN” button or to wait for a second until result comes.

5.BET TIMER

After pressing “SPIN” button, the Bet Timer will count down. Players will have six seconds to place more bets or remove bets until system announces no more bets.

6.UNDO / REDO / CLEAN / REPEAT/ DOUBLE

UNDO— If you want to undo your most recent action, press the UNDO button.

REDO— To press REDO button to redo the previous bet.

CLEAN— Press the CLEAN button if you want to clear the board of all your chips and place your bets again.

REPEAT— Repeat your previous bet(s) by pressing the REPEAT button and the games will set up your chips to match your previous bet.

DOUBLE— Once you have pressed the REPEAT, the button will change to DOUBLE, which will double the stakes of all the chips on the table.



7.JP GAME

After finishing betting, one of the numbers from 0 to 36 will be assigned to be JP number randomly. If the game result is same as JP number and player's bet number, also player's bet is satisfied the minimum bet for JP, Player wins JP.





8. GOLDEN LIGHTNING

After bet, player may have a chance to trigger the GOLDEN LIGHTNING feature.

If triggered, 1 to 5 numbers will appear, each with a random multiplier from 50X to 500X.

If the winning number matches any of the Golden Lightning numbers that player has made a Straight Up bet on it, player will win the corresponding multiplier.

												0	8	12	19	35
												x100	x500	x50	x200	x300
3	6	9	12 x50	15	18	21	24	27	30	33	36	2 to 1				
0 x100	2	5	8 x500	11	14	17	20	23	26	29	32	35 x300	2 to 1			
	1	4	7	10	13	16	19 x200	22	25	28	31	34	2 to 1			
1st 12				2nd 12				3rd 12								
1 to 18		EVEN						ODD		19 to 36						

Golden Lightning

9. BONUS GAME X2/X3/X5

x2/x3/x5 feature is only inside bets area. After finishing betting, Bonus x2/x3/x5 feature will show up randomly. If player's bet is same as game result, player wins x2/x3/x5.





10.FEVER TIME

After finishing betting, FEVER TIME feature will show up randomly. Player can win extra 1~3 times free spin in a same round.





SYSTEM SET UP

ERROR MESSAGE REMOVAL

Please remove the advised messages by following direction:

Messages	Way to Remove the Message
COIN JAM	PRESS EMPLOYEE KEY OR REBOOT TO CLEAR THE ERROR MESSAGE.
HOPPER ERROR	PRESS KEY OUT OR REBOOT TO CLEAR THE ERROR MESSAGE.
PRINTER ERROR	PLEASE CHECK PRINTER AND PRESS KEY OUT OR REBOOT TO CLEAR THE ERROR MESSAGE.
TICKET DISPENSER ERROR	PLEASE CHECK TICKET DISPENSER AND PRESS KEY OUT OR REBOOT TO CLEAR THE ERROR MESSAGE.
CREDIT LIMIT	PRESS KEY OUT TO CLEAR THE ERROR MESSAGE.
BA DISCONNECT ERROR	PLEASE CHECK BILL ACCEPTOR AND PRESS KEY OUT OR REBOOT TO CLEAR THE ERROR MESSAGE,
BA ERROR 0X0%	PLEASE CHECK BILL ACCEPTOR AND PRESS KEY OUT OR REBOOT TO CLEAR THE ERROR MESSAGE,
TIME ERROR	PLEASE CONTACT OPERATOR OR DISTRIBUTOR
SRAM	PLEASE CONTACT OPERATOR OR DISTRIBUTOR
CONNECT ERROR	PLEASE CHECK CONNECT CABLE OR HUB
CABLE UNPLUGGED	PLEASE CHECK CONNECT CABLE
IP CONFLICT	MULTI-MACHINE WITH SAME MACHINE NUMBER, PLEASE CHANGE MACHINE NUMBER.

- ⊙ Before pressing KEYOUT button to clear the error message, please remember to record the original credit first.

Functional Testing of Touch-screen Panel

- ⊙ Please do the calibration when the machine first time power on or when change screen.
- ⊙ Use touch screen calibration function in TEST page to do touch screen adjustment.



SYSTEM SET UP

OPERATOR MENU

Press [OPERATOR MENU] to enter operator menu, and enter password.
Incorrect password for three times constantly will eject the operator menu.

OPERATOR MENU

- 1.OPERATOR MAIN BOOKKEEPING
- 2.PRIZE RECORD
- 3.IN/OUT SETUP
- 4.MAIN FUNCTION SETUP
- 5.PASSWORD SETUP
- 6.SYSTEM EVENT RECORD
- 7.PRINTER FUNCTION SETUP
- 8.CLEAR ALL EVENTS & STATISTICS
- 9.RELOAD DEFAULT
- 10.IN/OUT METER ADJUSTMENT

[CALL BETS] :▲ [UNDO] :▼ [REPEAT] :ENTER [SPIN] :EXIT



SYSTEM SET UP

1. OPERATOR MAIN BOOKKEEPING

Use UPDATE function to print out and clear statistics.

SHORT-TERM RECORD		ALL · MACHINE1~8
		ALL RECORD
KEY IN		KEY IN
KEY OUT		KEY OUT
COIN IN		COIN IN
PAY OUT		PAY OUT
BILL IN		BILL IN
PRINT OUT		PRINT OUT
TICKET OUT		TICKET OUT
PROFIT		PROFIT
GAME TIMES		GAME TIMES
WIN TIMES		WIN TIMES
WIN TIMES/GAME TIMES(%)		WIN TIMES/GAME TIMES(%)
TOTAL BET		TOTAL BET
TOTAL WIN		TOTAL WIN

2. PRIZE RECORD

Record of the hit count for each single number.

3. IN/OUT SETUP

KEY IN	OFF · 1 · 2 · 5 · 10 · 20 · 50 · 100 · 200 · 500 · 1000 · 2000 · 5000 · 10000	500
KEY OUT	OFF · 1 · 2 · 5 · 10 · 20 · 50 · 100 · 200 · 500 · 1000 · 2000 · 5000 · 10000	100
COIN IN	OFF · 1 · 2 · 5 · 10 · 20 · 50 · 100 · 200 · 500 · 1000	1
PAY OUT	OFF · 0.01 · 0.1 · 1 · 2 · 4 · 5 · 10 · 20 · 50 · 100 · 200 · 500 · 1000 · 2000 · 5000 · 10000	100
BILL IN	OFF · 1 · 2 · 5 · 10 · 20 · 50 · 100 · 200 · 500 · 1000 · 2000 · 5000 · 10000	1
BILL ACCEPTOR OPTION	OFF · ITL-BV20 SSP SERIAL · JCM-PUB11 ID003 SERIAL · JCM-UBA10 ID003 SERIAL · ICT-PA7 SERIAL · PULSE	PULSE



SYSTEM SET UP

HOPPER MAX PAYOUT	OFF、2500、5000、7500、10000、20000、50000、100000、200000、300000、400000、500000、600000、700000、800000、900000、1000000	OFF
PAYOUT OPTION	OFF、PHOENIX PRINTER SERIAL、TG558 SERIAL、TG02H SERIAL、PRINTER PULSE、HOPPER TICKET DISPENSOR	PRINTER PULSE

4.MAIN FUNCTION SETUP

SINGLE/LINKING	SINGLE、LINKING	SINGLE
MACHINE NUMBER	1~8	1
GAME RATE	80%、82%、84%、86%、90%、92%、94%、96%	92%
WIN BET LIMIT	2000、3000、4000、5000、6000、7000、8000、9000、10000、12000、15000	5000
WIN BET	OFF、ON	ON
CREDIT LIMIT	OFF、50000、100000、200000、300000、500000、600000、800000、1000000	100000
MAX TICKET VALUE	OFF、5000、10000、15000、20000、25000、30000、35000、40000、45000、50000、55000、60000、65000、70000、75000、80000、85000、90000、95000、100000、200000、300000、500000、600000、700000、800000、900000、1000000	65000
KEY IN LIMIT	10000、50000、80000、100000、200000、500000、800000、1000000	50000
ROUND TIME	OFF、10、20、30、40、50、60、70、80、90	40
TIME SETUP	ADJUST SYSTEM TIME	
VOLUME ADJUSTMENT	0~31	25
MINIMUM BET	OFF、10、20、30、40、50、60、70、80、90、100、250、500	OFF
MAX TABLE BET	OFF、4000、6000、8000、10000、12500、15000、17500、20000、25000、30000、31400	OFF



SYSTEM SET UP

STRAIGHT UP MAX BET	MAX TABLE BET
50	OFF、1000、1500、2000、2500、3000、3500、4000、4500、5000、6000、7850
100	OFF、2000、2500、3000、4000、5000、6000、8000、10000、12500、15000、15700
200	OFF、4000、6000、8000、10000、12500、15000、17500、20000、25000、30000、31400
300	OFF、5000、7500、10000、15000、20000、25000、30000、35000、40000、45000、47100
500	OFF、10000、15000、20000、30000、40000、50000、60000、65000、70000、75000、78500
1000	OFF、20000、25000、30000、40000、50000、80000、100000、120000、140000、150000、157000
1500	OFF、30000、35000、40000、50000、75000、100000、125000、150000、175000、200000、235500
2000	OFF、40000、50000、60000、75000、100000、125000、150000、200000、250000、300000、314000
2500	OFF、50000、75000、100000、125000、150000、175000、200000、225000、250000、350000、392500

CHIP VALUE	Configure denomination of five chips.				
	10	25	50	100	500
	1、5、10、25、50、100、250、500、1000				
SETTING FOR JP MAX / MINI	MAX	MINI	MAX	MINI	MAX
	10000	5000	1250000	900000	100000
	16000	8000	1300000	950000	MINI
	20000	10000	1350000	1000000	70000
	40000	20000	1600000	1100000	
	60000	30000	1700000	1200000	
	80000	50000	1800000	1300000	
	100000	70000	1900000	1400000	
	150000	100000	2050000	1500000	
	180000	120000	2150000	1550000	
	300000	200000	2200000	1600000	
	400000	250000	2250000	1650000	
	450000	300000	2300000	1700000	
	500000	350000	2400000	1750000	
550000	400000	2450000	1800000		
650000	450000	2500000	1850000		



SYSTEM SET UP

SETTING FOR JP MAX / MINI	700000	500000	2600000	1900000	
	750000	550000	2650000	1950000	
	850000	600000	2700000	2000000	
	900000	650000	2850000	2100000	
	950000	700000	2900000	2150000	
	1050000	750000	3000000	2200000	
	1100000	800000	3500000	2500000	
	1200000	850000			
SETTING FOR JP ACTIVE	10、25、50、100、200、300、400、500、 600、700、800、900、1000				100
JP ACCUMULATE ADJUSTMENT	0、1、2、3、4、5				3
£ 25 JACKPOT	OFF、ON				OFF
FOR AMUSEMENT ONLY	OFF、ON				OFF
PAYOUT RECORD	OFF、ON				ON
LANGUAGE	ENGLISH、ESPAÑOL				ENGLISH

5.PASSWORD SETUP

EMPLOYEE SETUP
DEFAULT EMPLOYEE PASSWORD **0000**

OPERATOR SETUP
DEFAULT OPERATOR PASSWORD **1111**

6.SYSTEM EVENT RECORD

Record of function settings and setup time.

7.PRINTER FUNCTION SETUP

INSERT WORDS AND NUMBERS THAT USER WOULD LIKE TO SHOW ON THE PRINTED TICKET.

- 1.PRESS UP DOWN TO SELECT COLUMN.
- 2.PRESS RIGHT TO START INSERT.
- 3.AFTER FINISH INSERTING, PRESS ENTER TO LEAVE COLUMN.

8.CLEAR ALL EVENT & STATISTICS

THIS PROCESS MAY CLEAR ALL STATISTICS AND RECORD.

9.RELOAD DEFAULT

THIS PROCESS MAY RELOAD DEFAULT SETTING.



SYSTEM SET UP

10.IN/OUT METER ADJUSTMENT

TOTAL IN METER SETUP	1 : 1 、 1 : 5 、 1 : 10 、 1 : 20 、 1 : 50 、 1 : 100 、 1 : 200 、 1 : 500 、 1 : 1000	1:1
TOTAL OUT METER SETUP	1 : 1 、 1 : 5 、 1 : 10 、 1 : 20 、 1 : 50 、 1 : 100 、 1 : 200 、 1 : 500 、 1 : 1000	1:1
BET METER SETUP	OFF 、 1 、 2 、 4 、 5 、 10 、 20 、 25 、 50 、 100 、 200 、 250 、 300 、 400 、 500 、 1000 、 2000 、 3000	OFF
WIN METER SETUP	OFF 、 1 、 2 、 4 、 5 、 10 、 20 、 25 、 50 、 100 、 200 、 250 、 300 、 400 、 500 、 1000 、 2000 、 3000	OFF

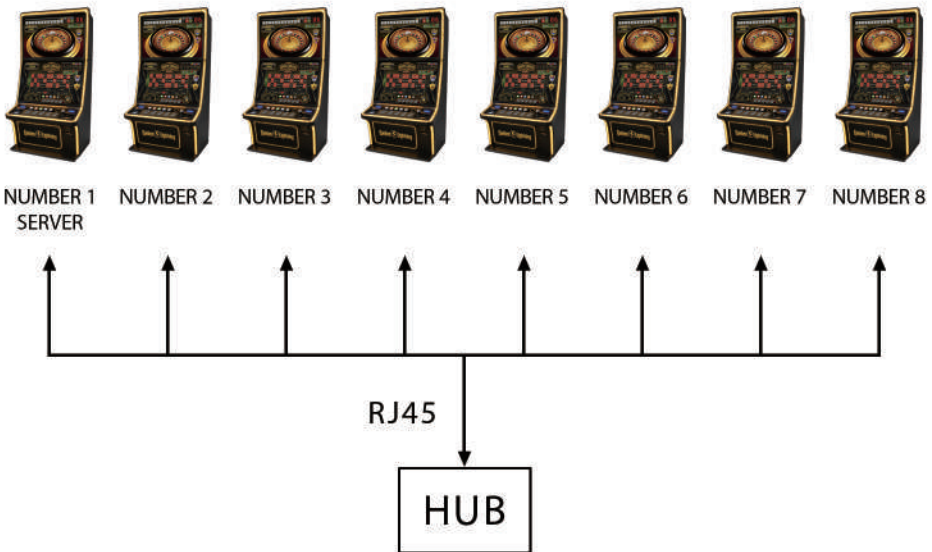
EMPLOYEE MENU

1.EMPLOYEE BOOKKEEPING
Record of accounting for each linking machine and total sum.
2.SUB BOARD LAST 30 GAMES BIG WIN RECORD
Record of the latest 30 big win of each linking machine.
3.LAST 100 GAMES RECORD
Record of the latest 100 game results.
4.FEATURE, JACKPOT WIN RECORD
Record of every special feature, jackpot hit times and total win.
5.IN/OUT EVENT RECORD
Record of the IN/OUT events and credits from all peripheral.
6.CONNECTION RECORD
Record of machine connection and disconnection events.
7.TEST
Peripheral testing.



LINKING SYSTEM INTRODUCTION

Linking system must have a server, machine number 1.
User has to setup machine number 1 by using MAIN FUNCTION SETUP,
SETUP MACHINE NUMBER.



Supporting linking up to 8 machines, connected via network cables and hub.



WIRING DIAGRAM

COMPONENT SIDE	36PIN	SOLDER SIDE
GND	1	GND
AUDIO OUT L(+)	2	AUDIO OUT L (-)
AUDIO OUT R(+)	3	AUDIO OUT R (-)
[CALL BETS] SWITCH	4	
[UNDO] SWITCH	5	
[REDO] SWITCH	6	
[CLEAN] SWITCH	7	
TICKET SWITCH	8	
[SPIN] SWITCH	9	
[REPEAT] SWITCH	10	
[TOUCH SCREEN CALIBRATE] SWITCH	11	
[PRINT OUT STATISTICS] SWITCH	12	
[HELP] SWITCH	13	
PRINTER ERROR(TG02H)	14	
PRINTER PRINTING(TG02H)	15	
	16	
[FRONT DOOR] SWITCH	17	
COIN IN SWITCH	18	[KEY IN] SWITCH
	19	BILL ACCEPTER
[ACCOUNT] SWITCH	20	[SET UP] SWITCH
[PAY OUT] SWITCH	21	[KEY OUT] SWITCH
	22	HOPPER SWITCH
COIN INHIBIT	23	BILL INHIBIT
KEY IN METER	24	
BILL IN METER	25	[ERROR] LAMP
COIN IN METER	26	PRINTER OUT METER
COIN OUT METER	27	
KEY OUT METER	28	
[SPIN] LAMP	29	[CALL BETS] LAMP
[REPEAT] LAMP	30	[UNDO] LAMP
	31	[REDO] LAMP
	32	[CLEAN] LAMP
[HELP] LAMP	33	[PAY OUT] LAMP
HOPPER SSR	34	TICKET/PRINTER SSR
	35	
GND	36	GND



WIRING DIAGRAM

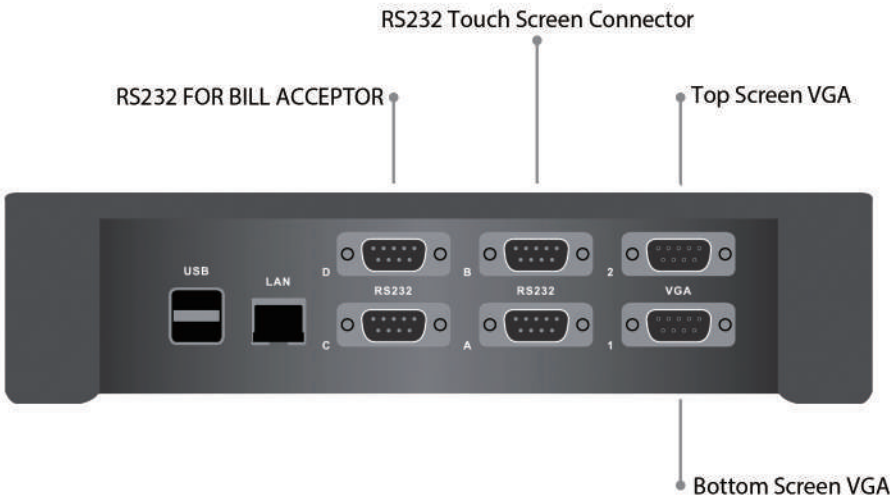
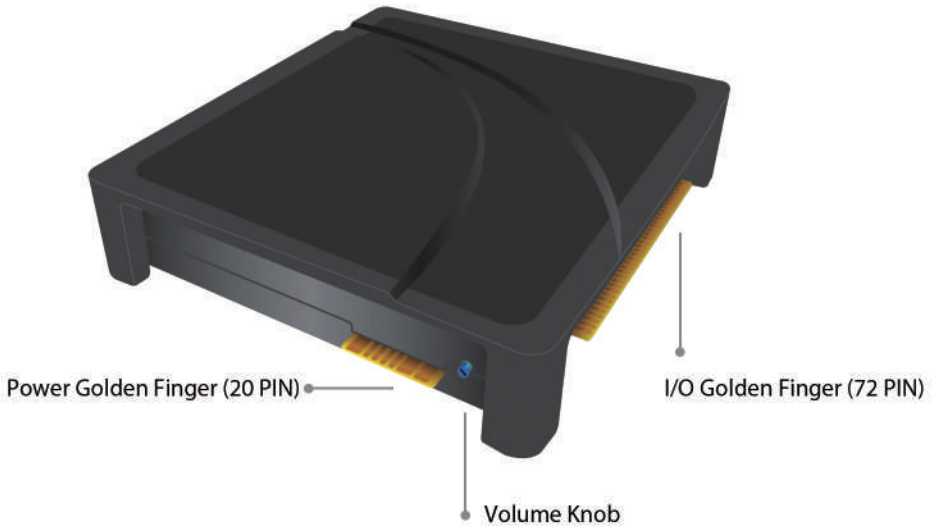
COMPONENT SIDE	10PIN	SOLDER SIDE
GND	1	GND
GND	2	GND
+5V	3	+5V
+5V	4	+5V
+12V	5	+12V
NC	6	NC
	7	
N.C.	8	N.C
GND	9	GND
GND	10	GND

CONTROL PANEL





PCB CONNECTOR PIN DIAGRAM





BORDEN
TECHNOLOGY CORPORATION

Game development and manufacturing

No.2, Lane 55, Wan shing St.,Kaohsiung 807, TAIWAN.R.O.C

TEL : +886-7-3852311 . FAX:+886-7-3836639

E-mail : sales@borden.com.tw

Web Site : www.borden.com.tw