

The IGS logo is located in the top right corner, featuring the letters 'IGS' in a stylized, red, outlined font.

INFINITE LINK

NEON

Operator Manual

Table of Contents

1. Hardware	3
Hardware Connection.....	3
Connecting Touch Panel	4
DIP Switch Settings.....	6
36 & 10 PIN Button Layout.....	6
Solving Ticket SSR Error.....	6
Reset.....	7
Jackpot Initial Value Setting * Only available for reset machine.....	9
2. Bookkeeping & Adjustment	11
Access Flow Chart.....	11
System Settings.....	12
Touch Screen Calibration.....	14
3. Introduction	15
Common Features.....	15
Lobby.....	15
4. (Game 1) ROYAL KITTY	
Game Rule	16
IN LOVE WITH YOU	18
WHAT HAPPENED TO THE ODDS?	19
THE CAT'S CHOICE.....	20
FREE GAME	22
MEOW WHEEL	23
Line Chart	24
5. (Game 2) MEXICAN FESTIVAL	
Game Rule	25
VIHUELA FEATURE.....	27
PIÑATA FEATURE.....	28
FREE GAME.....	29
Line Chart	30

INFINITE LINK

NEON

6. (Game 3) DANCING LION

<u>Game Rule</u>	31
<u>Wild FEATURE</u>	33
<u>LUCKY GOLD INGOT FEATURE</u>	34
<u>FREE GAME</u>	35
<u>Line Chart</u>	36

7. (Game 4) PHARAOH TREASURE

<u>Game Rule</u>	37
<u>WILD WHEEL FEATURE</u>	39
<u>DROP FEATURE</u>	40
<u>SYMBOL SWAP FEATURE</u>	41
<u>CARD TRANSFORMATION FEATURE</u>	42
<u>FREE GAME</u>	43
<u>FREE GAME - SPECIAL MECHANISM</u>	44
<u>Line Chart</u>	45

8. (Game 5) ZEUS

<u>Game Rule</u>	46
<u>FIVE LINES FEATURE GAME</u>	48
<u>THUNDERBOLT STRUCK</u>	49
<u>LIGHTNING SUMMON</u>	50
<u>ZEUS SWAP</u>	51
<u>BONUS GAME</u>	52
<u>FREE GAME</u>	53
<u>Line Chart</u>	43

9. INFINITE LINK

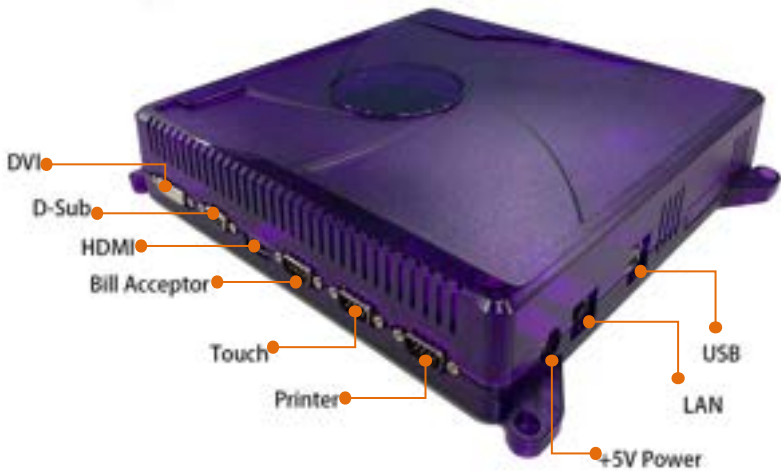

55

10. MATCH ME SKILL GAME

57

1. Hardware

Hardware Connection



Connecting Touch Panel

- Please refer to the diagram below to connect the touch screen.
- Please make sure that the touch screen is well-connected before operating
- The resolution of this game is Full HD. Please confirm that the monitor supports Full HD resolution.



Connection Diagram

36 Pins		
PARTS SIDE		SOLDER SIDE
	1	
	2	
SPEAKER_L	3	
	4	
	5	SPEAKER GND
	6	
TICKET OUT	7	
TICKET SWITCH	8	
START / ALL STOP	9	
	10	START / ALL STOP
	11	
	12	SPEAKER_R
	13	
	14	
	15	
	16	LAMP: CASHOUT
	17	
BILL IN (PULSE)	18	KEY IN
	19	
RECORD	20	TEST
	21	KEY OUT/ PRINTER OUT
	22	
BILL IN METER	23	
KEY IN METER	24	
COUNT IN METER	25	
	26	
	27	
OUT METER	28	
	29	
	30	
	31	LAMP: START
	32	
	33	
	34	
	35	
SPEAKER GND	36	GND

10 Pins		
PARTS SIDE		SOLDER SIDE
GND	1	GND
GND	2	GND
+5V	3	+5V
+5V	4	+5V
+12V	5	+12V
	6	
TICKET SSR	7	
	8	
GND	9	GND
GND	10	GND

INFINITE LINK NEON

DIP Switch Settings

DIP SWITCH 2		1	2	3	4	5	6	7	8
BILL ACCEPTOR MODE	PULSE		OFF						
	RS232		ON						

36 & 10 PIN Button Layout

2 Buttons



Solving Ticket SSR Error

After powering on the machine, if the ticket dispenser keeps working and can't be stopped, it could be that the Ticket SSR's jump setting is incorrect.

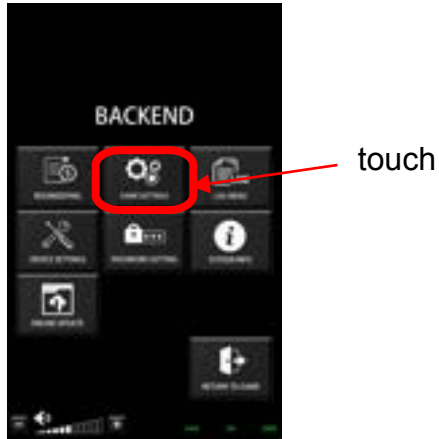
How to solve:

1. Locate the Ticket SSR jump (JP1) on the PC board. Then identify current **TICKET SSR** is at **HIGH ACTIVE** or **LOW ACTIVE**.
2. Change to use the alternative JP1 setting.

JP1	Low Active		Short pins 1-2
	High Active (Default)		Short pins 2-3

Reset

1. Press the **[RECORD]** button to enter the 「**BACKEND**」 page.
2. Enter the 「**GAME SETTINGS**」 page.



3. Enter the 「**RESET**」 page.



INFINITE LINK

NEON

4. Enter the following PIN to confirm **RESET**.

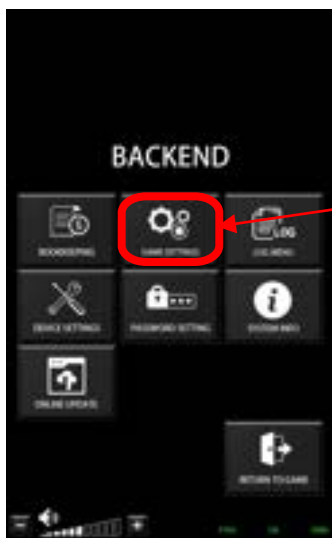


5. Please reboot the machine after **RESET** is completed.



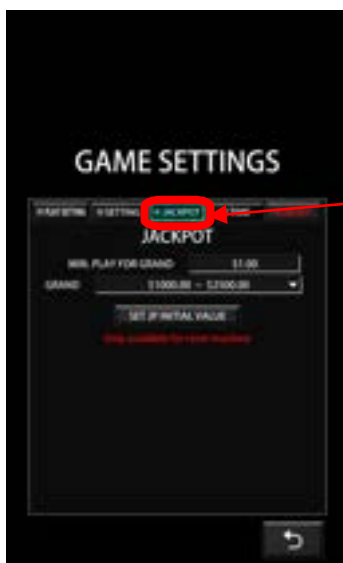
Jackpot Initial Value Setting * Only available for reset machine

1. Enter the 「GAME SETTINGS」 page.



touch

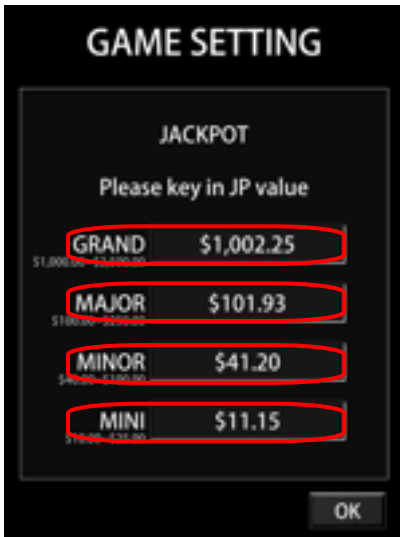
2. Enter the 「JACKPOT」 page.



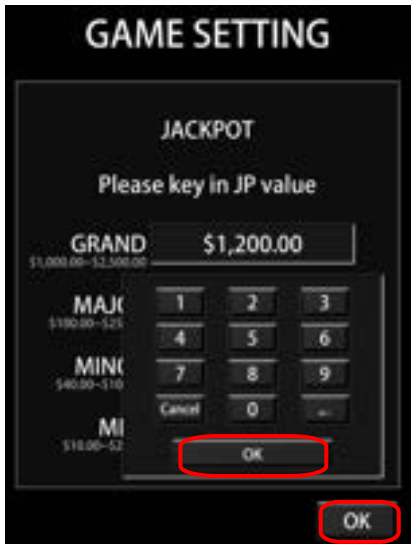
touch

INFINITE LINK NEON

3. Press 「SET JP INITIAL VALUE」 to set JP value for each JP level.



4. JP initial value setting completed!



2. Bookkeeping & Adjustment Access Flow Chart



INFINITE LINK

NEON

Game Setting

ITEMS	SETTING SELECTION	DEFAULT
GAME SETTING -> PLAY SETTING		
DISPLAY	DOLLAR, CREDIT	DOLLAR
MAX. PLAY(TOTAL)	\$2.00, \$2.50, \$3.00, \$4.00, \$5.00	\$5.00
MIN. PLAY(TOTAL)	\$0.25, \$0.50, \$1.00, \$1.50, \$2.00	\$0.25
METER RATE	\$0.00,\$0.01, \$0.04, \$0.05, \$0.10, \$0.15,\$0.20, \$0.25, \$0.50,\$0.75, \$1.00, \$2.00, \$3.75, \$5.00, \$10.00	\$1.00
CASHOUT RATE	\$0.01, \$0.04, \$0.05, \$0.10, \$0.15, \$0.20, \$0.25, \$0.50, \$0.75, \$1.00, \$2.00, \$3.75, \$5.00, \$10.00	\$1.00
GAME TICKET	1, 2, 3, 4, 5, 8, 10, 50, CONTINUOUS	CONTINUOUS
GAME SETTING -> SETTINGS		
AUTO TICKET	OFF, ON	OFF
SPIN BEFORE CASHOUT	OFF, ON	OFF
SHOW LAST VOUCHER	OFF, ON	OFF
COLLECT MODE	DISPENSER, PRINTER, ATTENDANT	PRINTER
SCOREBOX	OFF, ON	OFF
PLAY SCORE	OFF, ON	OFF
HAND COUNT	OFF, ON	OFF
SYSTEM LIMIT	OFF, ON	OFF
CONFIRM CASHOUT	OFF, ON	ON
PRIZE VIEWER	OFF, ON	OFF
TIME OUT	OFF , 15 , 20 , 30 , 60	OFF
PENNY FEATURE	OFF, ON	OFF
CHOICE ON LOSS	OFF, ON	OFF
ACTION REQUIRED	OFF, ON	OFF
MATCH ME SKILL GAME	OFF, ON	ON

Play Setting

ITEMS	SETTING SELECTION	DEFAULT
GAME SETTING -> JACKPOT		
GRAND RANGE	\$500.00 ~ \$1200.00 , \$1000.00 ~ \$2500.00 , \$1250.00 ~ \$3500.00 , \$1250.00 ~ \$5000.00 , \$2500.00 ~ \$6250.00 , \$3000.00 ~ \$7500.00 , \$4000.00 ~ \$10000.00	\$1000.00 ~ \$2500.00
MIN. PLAY FOR GRAND	\$0.25, \$0.50, \$1.00, \$1.50, \$2.00	\$1.00
DEVICE SETTINGS -> PRINTER		
PRINTER MODEL	PYRAMID(ESC/POS), CITIZEN_IDP3551, CUSTOM_TG558, CUSTOM_TQ1260II, ITHACA_EPIC950, OTHER(CBM1), OTHER(ESC/POS), OTHER(ESC/POS2), OTHER(STAR), NANOPTIX, ICT(GP58CR)	PYRAMID (ESC/POS)
VOUCHER DISPLAY	DOLLAR, CREDIT	DOLLAR
VOUCHER LIMIT	OFF, ON	OFF

Touch Screen Calibration



1. If a touch screen is connected, press **[DEVICES] > [RS232 TOUCH]** and follow the on-screen prompts to enter the calibration screen.
2. Touch center of the cross.
3. Follow the cross when it moves till the calibration is completed.

3. Introduction

Common Features

- Single Line
- Free Game / Bonus Game / Feature
- Shared Progressive Jackpot
- Touch Screen / Score Box / Hand Count support

Lobby

Infinite Link Neon is a 5 in 1 Skill Nudge multigame.



Game Menu

Collect Button

Credits

4. (Game 1) ROYAL KITTY GAME RULE



- Press "+" or "-" to change your play amount.
- Press "PLAY" to start a new game.
- Press "RAISE" or "LOWER" to move one symbol **UP** or **DOWN**. Only one move is allowed per game.
- Match a **WINNING COMBINATION** on the payline and win the prize accordingly.
- A game ends if you move incorrect symbol, and **NO WIN IS AWARDED**.

HOW TO NUDGE



- Your goal is to line up 3 MATCHING SYMBOLS on the payline.
- If there is a possible match on the payline, select "RAISE" or "LOWER" to move the reel one position up or down.

INFINITE LINK NEON

IN LOVE WITH YOU



- During the spinning of the reels, if your cat suddenly finds your appearance attracting, it will shower the reels with love, creating big prizes for you to delight your day!!

WHAT HAPPENED TO THE ODDS?



- During each spin of the reels, if your cat feels bored, it will start playing with the smallest ODDS until it's knocked down as long as your cat is having enough fun. All symbols knocked down by the cat will not appear on the reels for that round. The happier the cat is, the happier the cat owner will be!

INFINITE LINK


NEON


THE CAT'S CHOICE



- If your cat finds the board unsatisfactory after the reels stop , it will jump down and use its smart little brain to adjust the board to a state that it likes.


FREE GAME



- When 3  align on the payline, 6 free spins and 2 additional paylines will be awarded.



- During FREE GAME, spinning  will grant you a BONUS PICK

opportunity. Each  accepts only one true love, so you must choose

your destined .

INFINITE LINK

NEON



- Your destined  may bring you one of the following 4 fortunes:



: Instant prize multiplier ranging from 1x to 10x.



: Additional 1 to 3 free spins.



: Expand one more row and one more payline.



: Trigger the MEOW WHEEL!

MEOW WHEEL



- Click 'SPIN' to rotate the MEOW WHEEL. The prize on the winning slice will be awarded and then dimmed out.
- The MEOW WHEEL can continue spinning until it lands on a dimmed out prize.
- If your cat is unsatisfied with the result of the wheel, it reserves the right to make the final decision and adjust the position of the wheel for you.
- Dimmed out wheel slices still pay out their value before the game ends.

INFINITE LINK

NEON

LINE CHART

MIN. PLAY \$1.00 FOR GRAND

\$1001.79	\$101.90	\$42.76	\$12.63
GRAND	MAJOR	MINOR	MINI



LINE CHART

MAIN GAME



Malfunction voids all pays and plays

PLAY MAX

5. (Game 2) MEXICAN FESTIVAL GAME RULE



- Press "+" or "-" to change your play amount.
- Press **"PLAY"** to start a new game.
- Press **"RAISE"** or **"LOWER"** to move one symbol **UP** or **DOWN**. Only one move is allowed per game.
- Match a **WINNING COMBINATION** on the payline and win the prize accordingly.
- A game ends if you move incorrect symbol, and **NO WIN IS AWARDED**.



substitutes for all symbols except



and

.

INFINITE LINK

NEON

HOW TO NUDGE



- Your goal is to line up 3 MATCHING SYMBOLS on the payline.
- If there is a possible match on the payline, select "RAISE" or "LOWER" to move the reel one position up or down.

VIHUELA FEATURE



- During the spinning of the wheel, there is a chance to trigger VIHUELA FEATURE randomly, which will multiply the wins of the current spin by a range within 2x to 9x.

INFINITE LINK


NEON

PIÑATA FEATURE




- PIÑATA serves as the WILD symbol, and it can form winning combinations with all regular symbols.




- When  is aligned on the payline, the PIÑATA FEATURE will be triggered. Choose a favorable PIÑATA and smash it to collect prizes.

FREE GAME





- FREE GAME will be triggered when 3  align on the payline.



- Choose a  to reveal the corresponding number of free spins. Spin the SOMBRERO WHEEL during FREE GAME to determine the prize on the



- Receive the prize on the  immediately when hitting the  during FREE GAME. The VIHUELA FEATURE may multiply the prize amount on the "chili symbol" for that spin.

INFINITE LINK

NEON

LINE CHART

MIN PLAY \$1.99 FOR GRAND

\$1001.79 GRAND	\$101.90 MAJOR	\$42.76 MINOR	\$12.63 MINI
--------------------	-------------------	------------------	-----------------

LINE CHART

MAIN GAME

■	■	■
■	■	■
■	■	■

Malfunction voids all pays and plays

PLAY MAX

6. (Game 3) DANCING LION GAME RULE



- Press "+" or "-" to change your play amount.
- Press "**PLAY**" to start a new game.
- Press "**RAISE**" or "**LOWER**" to move one symbol **UP** or **DOWN**. Only one move is allowed per game.
- Match a **WINNING COMBINATION** on the payline and win the prize accordingly.
- A game ends if you move incorrect symbol, and **NO WIN IS AWARDED**.



- substitutes for all symbols except  and .

INFINITE LINK

NEON


HOW TO NUDGE



- Your goal is to line up 3 MATCHING SYMBOLS on the payline.
- If there is a possible match on the payline, select "RAISE" or "LOWER" to move the reel one position up or down.

WILD FEATURE

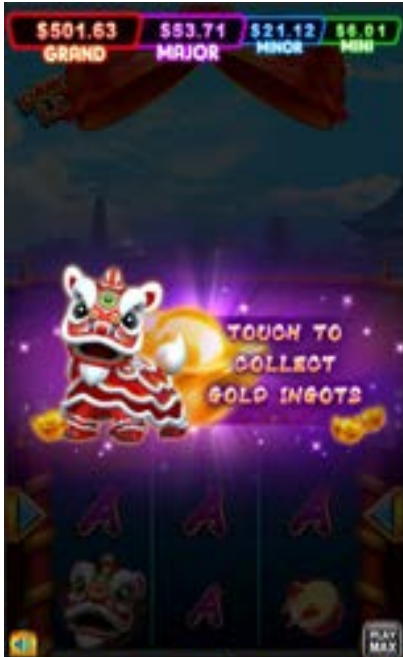


- When  is aligned on the payline, there is a chance to win additional prizes.

INFINITE LINK


NEON

LUCKY GOLD INGOT FEATURE




- There is a chance to trigger LUCKY GOLD INGOT FEATURE during each spin.




- Click on the  on the screen to earn prizes. The more you click, the more chances of winning.
- This game ends until clicking on EXIT.

FREE GAME



- FREE GAME will be triggered when 3  align on the payline.

- Collecting 3  in FREE GAME will get you into a three-choice game, with chances to win extra prizes or more free spins.

INFINITE LINK

NEON

LINE CHART

The screenshot displays the 'LINE CHART' section of the Infinite Link Neon slot game. At the top, a lion dance character is featured against a background of fireworks. The chart shows four prize levels: GRAND (\$1001.79), MAJOR (\$101.90), MINOR (\$42.76), and MINI (\$12.63). Below the chart, the text 'LINE CHART' is written in a stylized font. The main game area is a 3x3 grid of symbols, with the middle row highlighted in yellow. The text 'MAIN GAME' is displayed above the grid. At the bottom, there is a 'PLAY MAX' button and a 'Malfunction voids all pays and plays' warning.

Prize Level	Amount
GRAND	\$1001.79
MAJOR	\$101.90
MINOR	\$42.76
MINI	\$12.63

MAIN GAME

PLAY MAX

Malfunction voids all pays and plays

7. (Game 4) PHARAOH TREASURE GAME RULE



- Press "+" or "-" to change your play amount.
- Press "**PLAY**" to start a new game.
- Press "**RAISE**" or "**LOWER**" to move one symbol **UP** or **DOWN**. Only one move is allowed.
- Match the Winning Combination on the payline and win the prize accordingly.
- A game ends if you move wrong symbol.



- can substitute for all symbols except



and



INFINITE LINK

NEON


HOW TO NUDGE



- Your goal is to line up 3 MATCHING SYMBOLS on the payline.
- If there is a possible match on the payline, select "**RAISE**" or "**LOWER**" to move the reel one position up or down.

WILD WHEEL FEATURE



- When  is aligned on the payline, the WILD WHEEL will be triggered.
- The wheel will spin and randomly land on a multiplier ranging from 2x to 9x, which will be applied to your winnings of that spin.

INFINITE LINK

NEON

DROP FEATURE



- When there is no possible winning combination, DROP FEATURE may be triggered.
- The Pharaoh will remove specific symbols, and the symbols on top will drop down and create new combinations.

SYMBOL SWAP FEATURE



- When there is no possible winning combination, SYMBOL SWAP FEATURE may be triggered.
- The Pharaoh will use his pyramid to lock onto 2 random symbols and swap their positions.

INFINITE LINK

NEON


CARD TRANSFORMATION FEATURE



- When there is no possible winning combination, CARD TRANSFORMATION FEATURE may be triggered.
- The Pharaoh will transform random symbols into other ones on the reels.

FREE GAME



- When 3  align on the payline, 5 free spins will be awarded.
- During FREE GAME, the reels will expand to 3x6, and the 2nd reel will be filled with WILD symbols.
- There will be 4 types of WILD symbols :



: Substitutes for all symbols except special symbols.



: Act as a regular WILD while providing extra spins.



: Act as a regular WILD while awarding extra prizes.



: Act as a regular WILD and trigger special mechanism.

INFINITE LINK



NEON

FREE GAME - SPECIAL MECHANISM



- When the reels stop spinning, the positions under the Eye of Horus will be unlocked.



- If there is any  and  under the Eye of Horus, all the prizes will be awarded accordingly.

LINE CHART

MIN. PLAY \$1.00 FOR GRAND

\$1001.79	\$101.90	\$42.76	\$12.63
GRAND	MAJOR	MINOR	MINI

LINE CHART

MAIN GAME

Malfunction voids all pays and plays

PLAY MAX

INFINITE LINK

NEON

8. (Game 5) ZEUS

GAME RULE



- Press "+" or "-" to change your play amount.
- Press **START** to start a new game.
- Press "**RAISE**" or "**LOWER**" to move one symbol **UP** or **DOWN**. Only one move is allowed per game.
- Match a **WINNING COMBINATION** on the payline and win the prize accordingly.
- A game ends if you move incorrect symbol, and **NO WIN IS AWARDED**.



substitutes for all symbols except



and



HOW TO NUDGE





- Your goal is to line up 3 MATCHING SYMBOLS on the payline.
- If there is a possible match on the payline, select "RAISE" or "LOWER" to move the reel one position up or down.

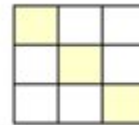
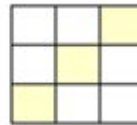
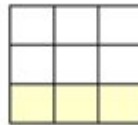
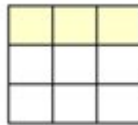
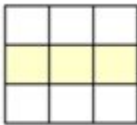
INFINITE LINK

NEON

FIVE LINES FEATURE GAME



- When  is aligned on the payline, it will be expanded to the entire reel.
- During this spin, it will be increased to 5 paylines .



- When the reels stop, all winning combinations made on the 5 paylines will be awarded accordingly.

THUNDERBOLT STRUCK



- While reels are spinning, Zeus may eliminate random symbols on the odds table and on the reels.

INFINITE LINK

NEON

LIGHTNING SUMMON



- While reels are spinning, Zeus may summon random symbols into the reels.

ZEUS SWAP

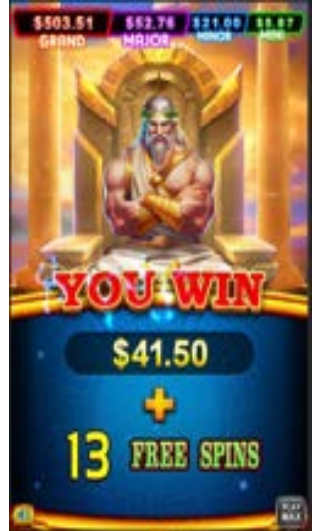



- When reels stop spinning, Zeus may replace random symbols on the reels.

INFINITE LINK


NEON

BONUS GAME

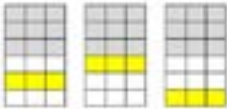


- BONUS GAME will be triggered when 3  align on the payable.
- At least 1 to max 3 rewards will be given during BONUS GAME, including instant prizes and free spins.

FREE GAME



- Free spins may be awarded during BONUS GAME.
- During each free spin, there are 3 paylines initially.



- "WILD symbols" may fall randomly into the reels and replace the original symbols.
- The reels may be expanded to be max 3 extra rows and 3 extra paylines.



INFINITE LINK

NEON

LINE CHART

MIN. PLAY \$1.00 FOR GRAND

\$1001.79	\$101.90	\$42.76	\$12.63
GRAND	MAJOR	MINOR	MINI

LINE CHART

MAIN GAME

Malfunction voids all pays and plays

PLAY MAX

9. INFINITE LINK



- When 3 align on the payline, INFINITE LINK will be triggered.

- The upper 5 rows are locked in the beginning, and can be unlocked by



, or



appearing below.



- When appears, the quantity required to unlock each row will decrease by 3.

INFINITE LINK

NEON



- There are 3 RESPIN TIMES in the beginning. Whenever



or



appears, RESPIN TIMES will regain to 3.




- When with "GRAND", "MAJOR", "MINOR" or "MINI" appears, you will win corresponding JACKPOT.

(Grand JP will only appear when your bet is over "MIN. PLAY \$ 1.00 FOR GRAND JP .")

- When RESPIN TIMES return to 0, will collect all the prizes and JACKPOT, and INFINITE LINK ends.

10. MATCH ME SKILL GAME



- Touch the status bar at the bottom of the screen to play MATCH ME SKILL GAME.
- Nine symbols will be displayed each round.
- To answer correctly, touch the symbols in the correct animated pattern within 15 seconds.
- Each time the symbols are touched correctly, an additional symbol will be added to the pattern in the next round.
- If you made incorrect selection or didn't make selection within the time limit, the game ends and NO winnings will be awarded.



IGS INTERNATIONAL GAMES SYSTEM CO.,LTD.
TEL:886-2-2299-6802 FAX:886-2-2299-6807 <https://www.sales-igs.com/>

V100US